



Digital TV Signal Meter

27867R

USER GUIDE

Introduction

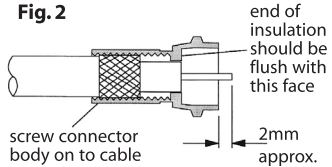
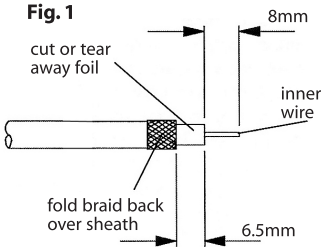
Your DVB-T signal meter helps you align your aerial for the best digital reception with the minimum of fuss. The meter connects directly to your aerial and the LEDs indicate the signal strength.

Power Source

1. Fit a 9V (PP3) battery into the holder at the rear of your DVB-T meter. (Battery not supplied. You can also power the unit with a 5-12V DC adaptor fitted with a 3.5mm jack plug - not supplied).

Connection

Run a lead from the aerial balun into the socket marked Antenna (See Fig. 1). You can use the F lead supplied (for aerials with F connections) or make up a short coax lead to connect to aerials with a wired connection using the F connector supplied. To wire your F connector see Fig 1. and 2 below.




The coax to F adaptor supplied can be used to test for a signal at any coax aerial wall socket.

Testing for signal

3. Turn on the power switch on the right hand side of the DVB-T meter the Red power indicator will light.

4. Point your aerial in the same direction as any visible neighbouring aerials and then turn slowly in a horizontal arc. Continue turning in the same direction until you find the direction in which the maximum number of LED's are lit. If there is more than one direction with the same maximum LED count select the one that covers the widest arc.



5. Finally position your aerial at the estimated mid point of the range in which the maximum number of LEDs are lit.

Specifications

- Frequency range: 40-862MHz
- Input Level: 50-90dBµV
- Power Requirement: 5VDC, 40mA
- External Power Source: 5-12VDC
- Battery Type: 9V PP3 (not supplied)

Accessories

- Short F lead - plug to plug
- Twist on F plug
- F plug to coax plug adaptor

Customer Careline: 08457 573 479

Local rate UK number, Monday to Friday 9am-5pm

Technical Website: <http://technical.philex.com>

E-mail Support: technical@philex.com



Waste electrical and electronic products must not be disposed of with household waste. Please recycle where facilities exist. Check with your Local Authority for recycling advice.